

CLEAN & SMART CAMPUS AWARD 2019



USER MANUAL

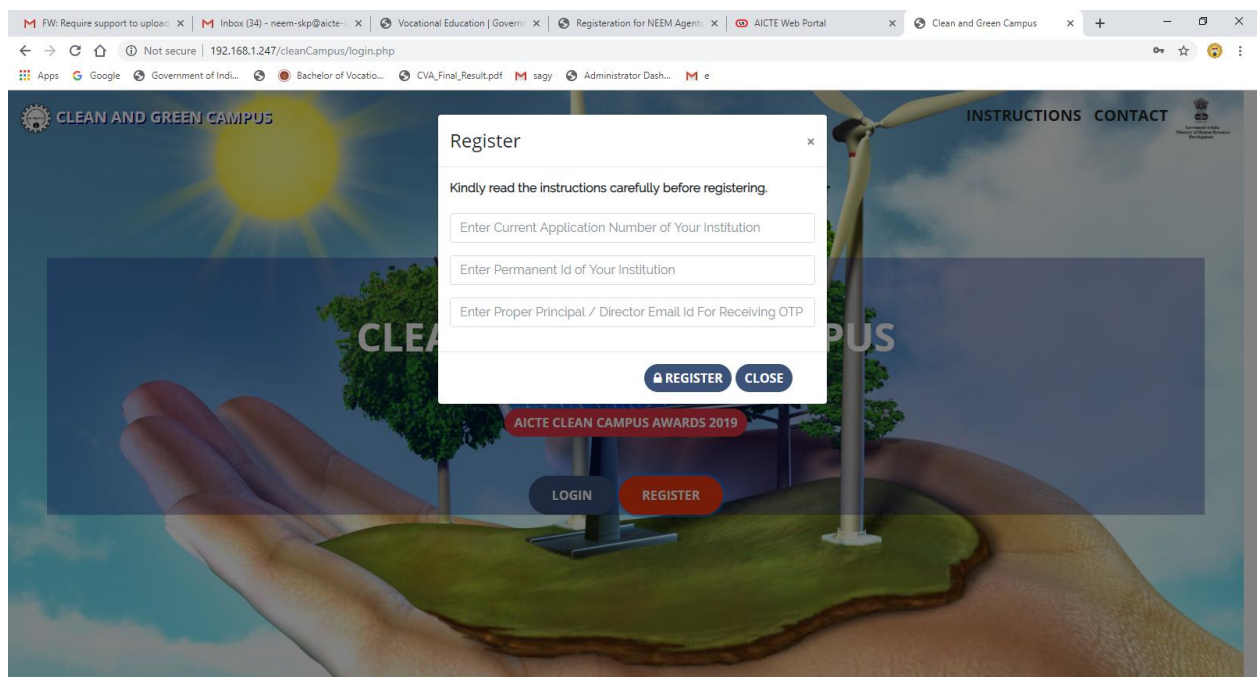
for

Registration of Clean & Smart Campus
Award 2019-20

Step 1 – Kindly Follow the link to Clean & Smart Campus Award 2019-20 on the AICTE website

<http://www.clean-campus.aicte-india.org/login.php>

Step2 – New User Should Register before Login.



The screenshot displays the AICTE Clean Campus Awards 2019 registration interface. A modal window titled "Register" is centered on the screen, containing the following text and fields:

Register

Kindly read the instructions carefully before registering.

Enter Current Application Number of Your Institution

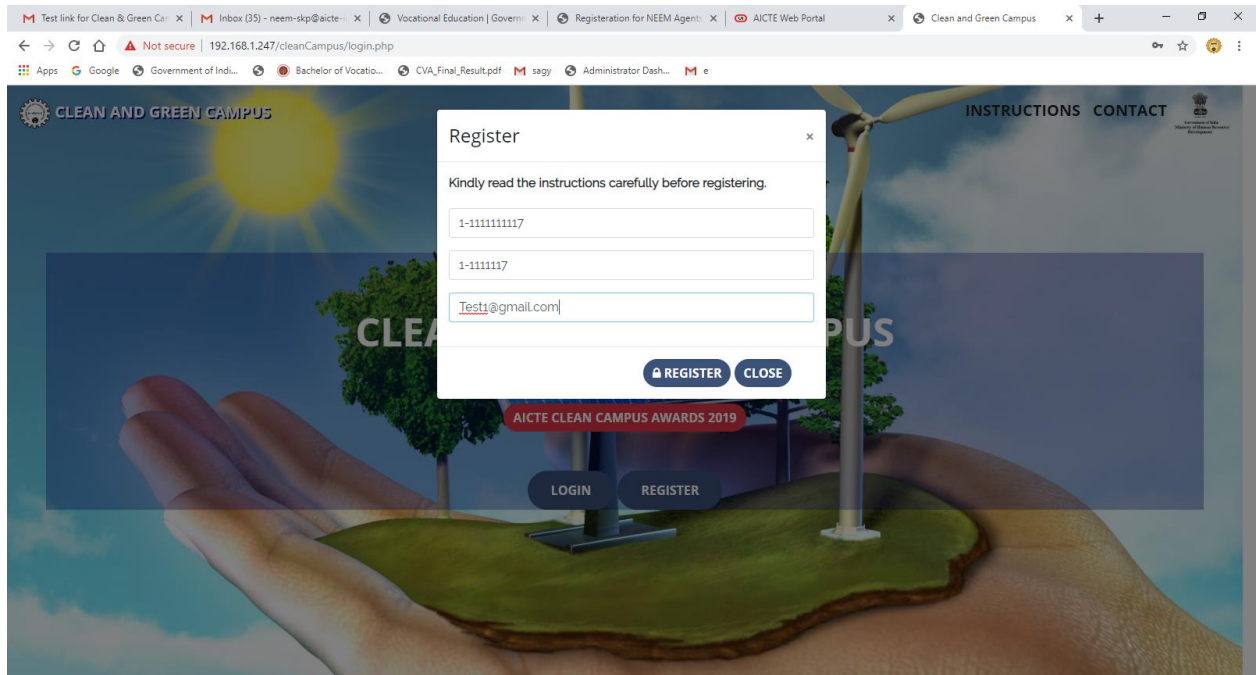
Enter Permanent Id of Your Institution

Enter Proper Principal / Director Email Id For Receiving OTP

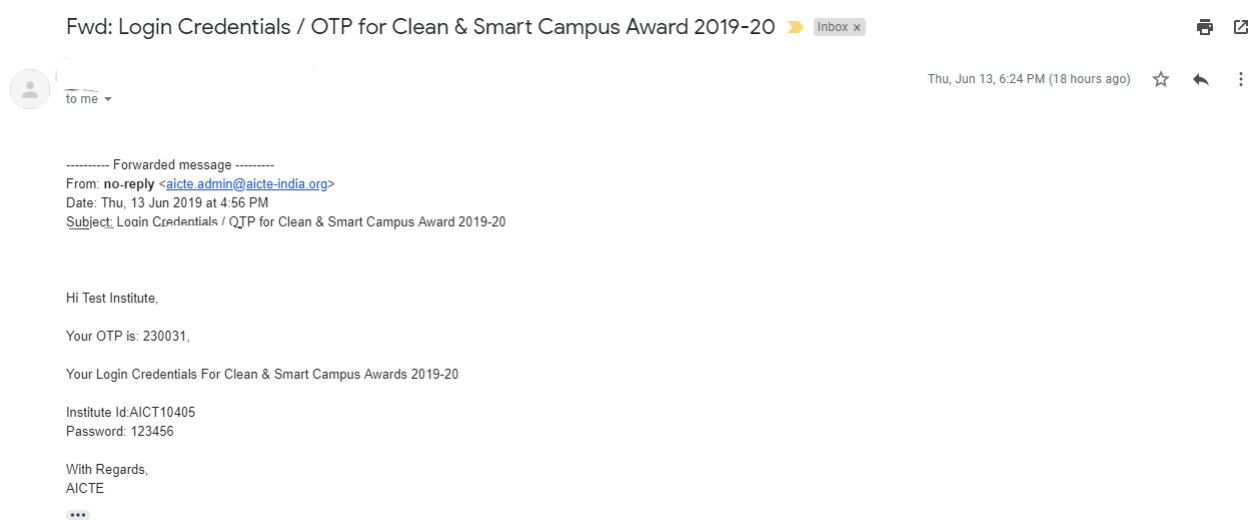
REGISTER CLOSE

Below the modal, the main page content is visible, featuring a hand holding a globe with a wind turbine and trees. The text "CLEAN AND GREEN CAMPUS" is partially visible, along with "AICTE CLEAN CAMPUS AWARDS 2019" and "LOGIN REGISTER" buttons.

Step 3- Kindly register with your Institute Application ID/Permanent ID/Valid Email id to receive OTP

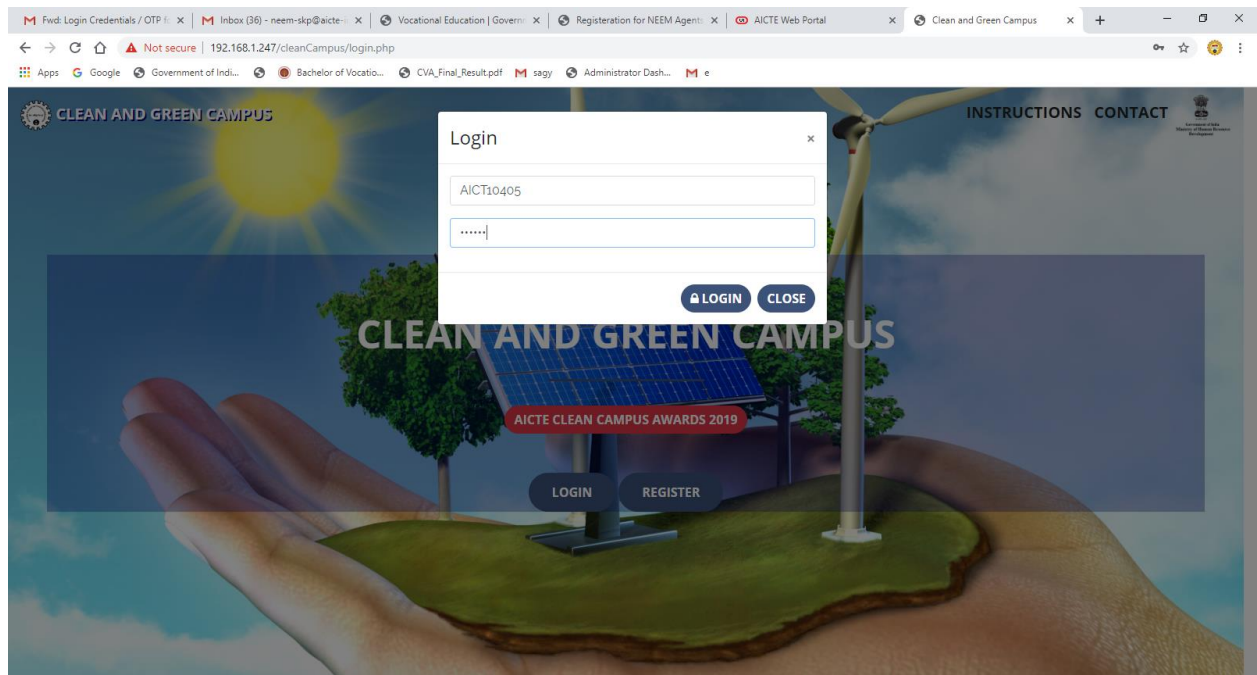


Step 4 – Kindly Check for OTP received at the registered Email Id.



Step 5- Enter the OTP and submit. A confirmation message for registering successfully will be displayed.

Step 6- Kindly login from the Login credentials sent on the registered Email-id



Step 7- Your Institute details will be automatically fetched on the Institute Detail Screen.

The screenshot shows the 'Institute Details' form with the following data:

Institute Name	Test Institute		
Institute Address	Test Address		
Organisation Name	YAVATMAL ZILLA VIKAS SAMITI		
Email Id	pri23200@gmail.com	Institution Type	Unaided - Private
Application Number	1-111111117	Permanent Institute Id	1-1111117
Region	Western	State	Maharashtra
District	YAVATMAL		

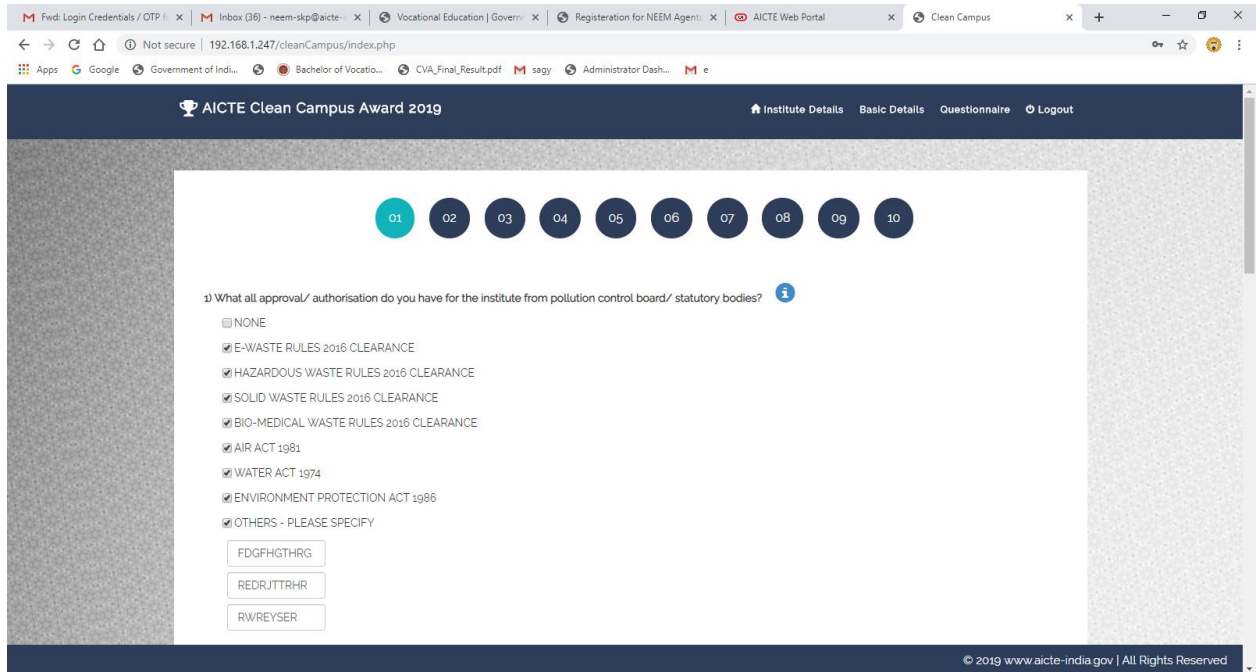
Step 8- Kindly start filling the form by entering the basic detail of your college and press Save.

The screenshot shows the 'Basic Details' form with the following data:

(a) Total in - campus population on a normal working day :	(d) Electricity Unit used (per month) :
Less than 1000	78
(b) Total population of residents staying in campus :	(e) Total installed solar Energy capacity :
Less than 1000	26
(c) Total sanctioned electric load :	(f) Total Area of Campus :
18	26

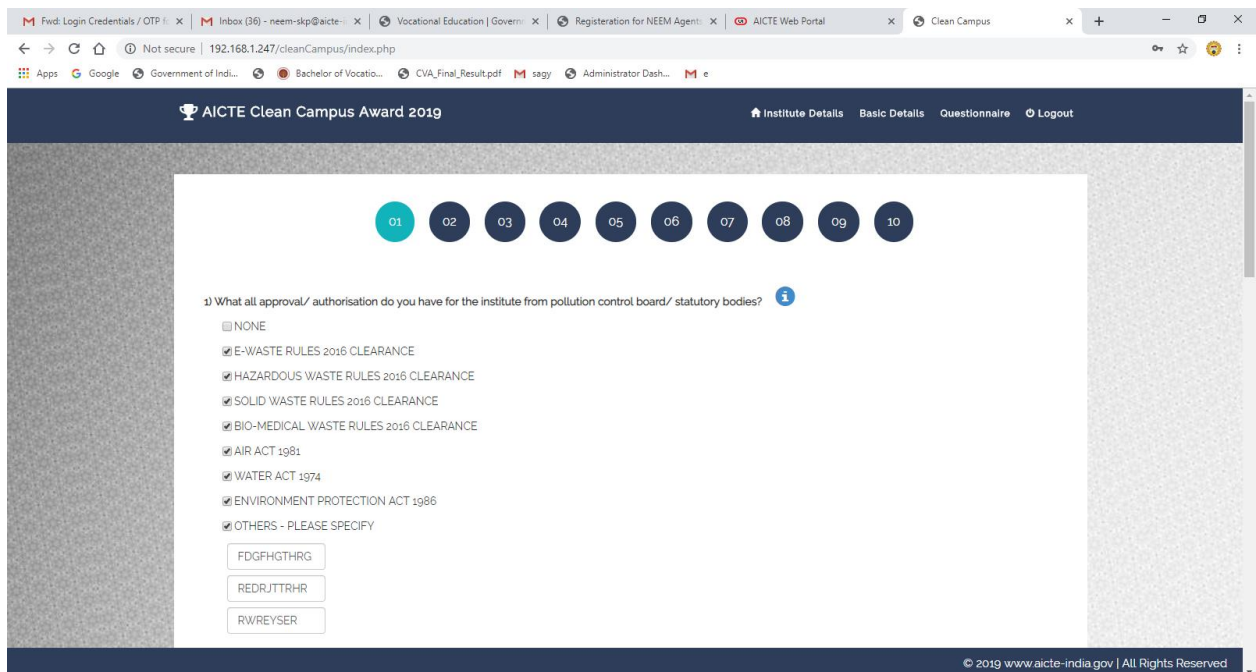
[SAVE](#)

Step 9 – Kindly click on the questionnaire tab and start filling the questions.



The screenshot shows a web browser window with multiple tabs open, including 'AICTE Web Portal' and 'Clean Campus'. The page title is 'AICTE Clean Campus Award 2019'. The navigation menu includes 'Institute Details', 'Basic Details', 'Questionnaire', and 'Logout'. A progress bar at the top shows 10 steps, with step 01 highlighted in green. The main content area displays question 1: '1) What all approval/ authorisation do you have for the institute from pollution control board/ statutory bodies?'. The options are: NONE, E-WASTE RULES 2016 CLEARANCE, HAZARDOUS WASTE RULES 2016 CLEARANCE, SOLID WASTE RULES 2016 CLEARANCE, BIO-MEDICAL WASTE RULES 2016 CLEARANCE, AIR ACT 1981, WATER ACT 1974, ENVIRONMENT PROTECTION ACT 1986, and OTHERS - PLEASE SPECIFY. There are three text input fields below the options, containing the text 'FDGFHGTHRG', 'REDRJTTRHR', and 'RWREYSER'. The footer of the page reads '© 2019 www.aicte-india.gov | All Rights Reserved'.

Step 10- There are 50 questions and 10 pages in the questionnaire. Each pages contain 5 question approx.



This screenshot is identical to the one above, showing the same questionnaire page with question 1 and its options. The progress bar and navigation menu are also visible. The footer of the page reads '© 2019 www.aicte-india.gov | All Rights Reserved'.

Step 11- Kindly refer the “i” button present at end of each question in case of doubt which describes the meaning of the question

AICTE Clean Campus Award 2019

Institute Details Basic Details Questionnaire Logout

SANITARY LANDFILLS
 OTHERS - PLEASE SPECIFY

Add

4) In case an in-house solid waste disposal facility is not available, then select the external agencies used by the institute to dispose off the solid waste: **i**

MUNICIPAL CORPORATION
 PRIVATE CONTRACTOR
 OTHERS - PLEASE SPECIFY

Add

5) Does the institute have any green club/sustainability cell? **i**

YES
 NO

1 of 10

Save

Go to top

© 2019 www.aicte-india.gov | All Rights Reserved

Step 12- Answer all the question on each page and press save button every time while navigating to next page.

AICTE Clean Campus Award 2019

Institute Details Basic Details Questionnaire Logout

SANITARY LANDFILLS
 OTHERS - PLEASE SPECIFY

Add

4) In case an in-house solid waste disposal facility is not available, then select the external agencies used by the institute to dispose off the solid waste: **i**

MUNICIPAL CORPORATION
 PRIVATE CONTRACTOR
 OTHERS - PLEASE SPECIFY

Add

5) Does the institute have any green club/sustainability cell? **i**

YES
 NO

1 of 10

Save

Go to top

© 2019 www.aicte-india.gov | All Rights Reserved

Step 13- You can navigate directly to pages through page button present on the top.



Step 14-Kindly save your Data, the validation & Submit button will be available after 3 days of filling the Questionnaire.



10 of 10

